



District Report Card: 2017


| | |
|------------------------|-----------------------------|
| State: Nagaland | District: Kiphire |
| Class: 3 | Subject: Mathematics |
| Schools: 46 | Students: 359 |


Participation/Coverage


Students

| | | | | | | | | |
|--|--------|--|-------|--|--------|--|-------|--|
| <div>GENDER</div> <div></div> | Boys | | | | Girls | | | |
| | Number | | % | | Number | | % | |
| | 172 | | 47.91 | | 187 | | 52.09 | |

| | | | | | | | | |
|---|--------|--|-------|--|--------|--|-------|--|
| <div>AREA</div> <div></div> | Rural | | | | Urban | | | |
| | Number | | % | | Number | | % | |
| | 308 | | 85.79 | | 51 | | 14.21 | |

| | | | | | | | | |
|--|--------|------|--------|--------|--------|------|--------|------|
| <div>CATEGORY</div> <div></div> | SC | | ST | | OBC | | GEN | |
| | Number | % | Number | % | Number | % | Number | % |
| | 0 | 0.00 | 359 | 100.00 | 0 | 0.00 | 0 | 0.00 |

| | | | | | | |
|--|----|----|----|------|----|-----|
| <div>CWSN</div> <div></div> | LD | VI | HI | S&LD | ID | Oth |
| | 0 | 0 | 0 | 0 | 0 | 0 |

| | | | | | | |
|--|------------|--|--------|------------------|--|------|
| <div>Management</div> <div></div> | Government | | | Government-aided | | |
| | Number | | % | Number | | % |
| | 359 | | 100.00 | 0 | | 0.00 |

Average Performance of Students in Mathematics (%)

| Overall | Gender | | Area | | Management | | Social Group | | | |
|---------|--------|--------|-------|-------|------------|-------|--------------|-------|------|------|
| | Male | Female | Rural | Urban | Govt. | Aided | SC | ST | OBC | GEN |
| 62.86 | 62.67 | 63.03 | 62.81 | 63.14 | 62.86 | 0.00 | 0.00 | 62.86 | 0.00 | 0.00 |

Performance on Learning Outcomes (LOs)

| Learning Outcomes | Description | Average Performance(%) |
|-------------------|---|------------------------|
| M301 | Reads and writes numbers up to 999 using place value | 60.98 |
| M302 | Compares numbers up to 999 based on their place values | 73.82 |
| M303 | Solves simple daily life problems using addition and subtraction of three digit numbers with and without regrouping | 58.15 |
| M304 | Constructs and uses the multiplication facts (up till 10) in daily life situations | 64.48 |
| M305 | Analyses and applies an appropriate number operation in the situation/ context | 59.89 |
| M306 | Explains the meaning of division facts by equal grouping/sharing and finds it by repeated subtraction | 51.53 |
| M309 | Identifies and makes 2D-shapes by paper folding, paper cutting on the dot grid, using straight lines etc. | 77.38 |
| M311 | Fills a given region leaving no gaps using a tile of a given shape | 34.58 |
| M312 | Estimates and measures length and distance using standard units like centimeters or meters & identifies relationships | 35.86 |
| M317 | Reads the time correctly to the hour using a clock/watch | 77.44 |
| M318 | Extends patterns in simple shapes and numbers | 61.79 |
| M319 | Records data using tally marks, represents pictorially and draws conclusions | 72.14 |

| Range of Performance of Students who Answered Correctly | | | | | | | |
|---|-------|-----------|-------|-----------|-------|-----------|-------|
| Below 30% | | 30% - 50% | | 50% - 75% | | Above 75% | |
| Number | % | Number | % | Number | % | Number | % |
| 52 | 14.48 | 57 | 15.88 | 116 | 32.31 | 134 | 37.33 |

Lowest Performing Learning Outcomes (LOs)

- 1 - Fills a given region leaving no gaps using a tile of a given shape (34.58)
- 2 - Estimates and measures length and distance using standard units like centimeters or meters & identifies relationships (35.86)
- 3 - Explains the meaning of division facts by equal grouping/sharing and finds it by repeated subtraction (51.53)
- 4 - Solves simple daily life problems using addition and subtraction of three digit numbers with and without regrouping (58.15)
- 5 - Analyses and applies an appropriate number operation in the situation/ context (59.89)